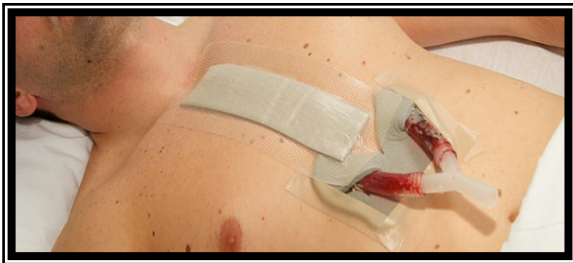


AFTER PROCEDURE

1. Most CABG patients admit to CICU.

HEALTH EDUCATION

1. Keep dressing site clean and dry at all times.



2. Slowly start walking & begin exercise after discharge.



3. Seek your follow up visit about 4 weeks after discharge.



4. If wound is red, painful, swollen, pus, severe drain quickly come to hospital.



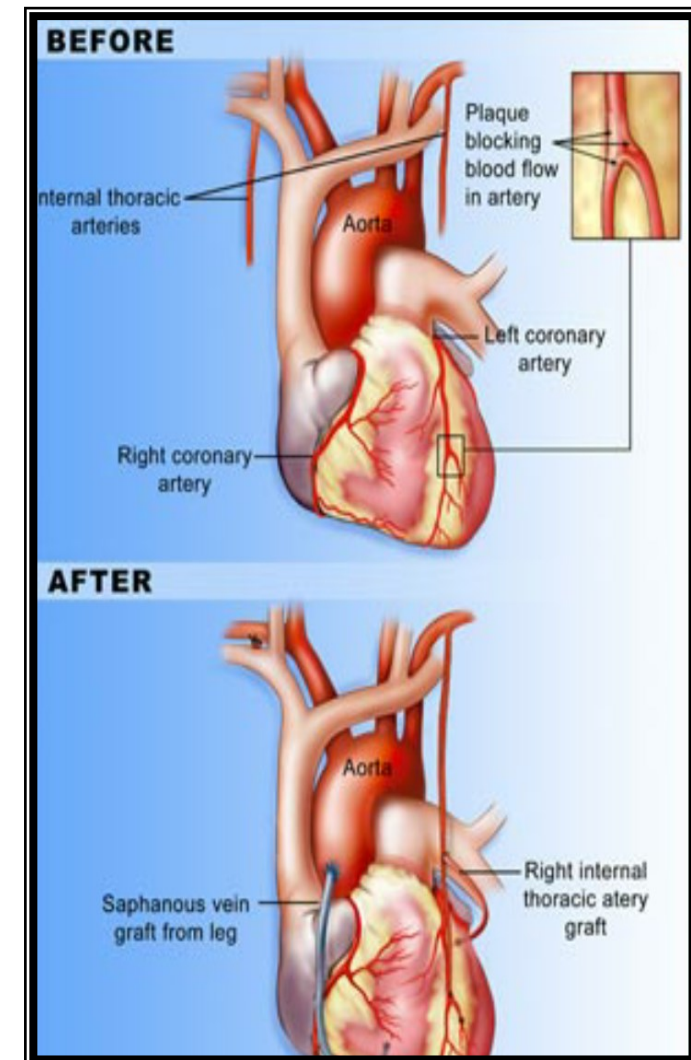
REFERENCES

1. www.heartcapc.com>handler
2. <https://www.urmc.rochester.edu> u.content



**UNIVERSITY
OF MALAYA
MEDICAL CENTRE**

CABG (CORONARY ARTERY BYPASS



DEFINATION

CABG is a type of surgery that improve blood flow to heart.

Surgeons use CABG to treat people who have severe coronary heart disease (CHD). CHD is a disease which plaque builds up inside coronary arteries.

INDICATION

1. Patients with blockage in coronary arteries
2. Patients with angina
3. Patients who can not tolerate PTCA (Percutaneous transluminal coronary angioplasty) and do not response well to drug therapy

PREPARATION BEFORE PROCEDURE

1. Fasting 6 hours.



2. Do chest X Ray, urine test , ECG, blood test .



3. Bath whole body with surgical soap.

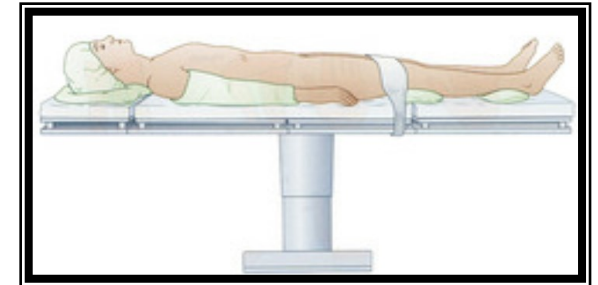


DURING PROCEDURE

1. Patients will be intubated.



2. Procedure will be done while patient lying down.



3. An antibiotics injection is given.

